HANGON

Smart solutions for industrial coating



We make the
industrial coating
process **better**

hang On


EY Entrep
Of The Year

"Hooked on wire" i **6 generationer**













hang On







Han slutade jobba - och vantrivdes

Hillerstorpsbo började på nytt - med sin hobby

Erland Törefors, Törestorp, Hillerstorp, tillhör den generation företagare i bygden, som under sitt yrkesverksamma liv så helt gick upp i uppgiften att sköta sitt företag att han aldrig kom att skaffa sig någon hobby.

Effekten av detta märkte han först den dag han sålde företaget och tänkte dra sig tillbaka och njuta av livet. Det blev ingen njutning. Ledigheten blev i stället en pina. Han upplevde stor tristess. Kände sig onyttig.

Men Törefors fann på råd. Han började om på nytt. Köpte sig en automatmaskin och började göra trådkrokar igen — men en annan sort.

Nu trivs han med livet igen. Samtidigt som han sköter sin maskin kan han långa stunder ta igen sig och som här läsa en bok.

Mer om Törefors arbete och hobby på sidan 13!





Historien om **HangOn**

hang On

HANGON IDAG

Garaget idag




GLOBAL
PRESENCE WITH
REPRESENTATION IN
OVER 40 COUNTRIES
HangOn distribution hub
HangOn company hub
HangOn distributor
hangOn

HangOn distributors



FROM
0 TO **330** MSEK
IN **33** YEARS



FROM EMPLOYEE
IN A GARAGE
TO **110** PERSONS
IN SIX
COUNTRIES



From local business to global presence
with representation in over 40 countries

hang On


Green Effect
By HangOn

TOTAL ENERGY CONSUMPTION RELATED TO HANGON'S PRODUCT



HangOn's production

Customer's coating process

1%

99%



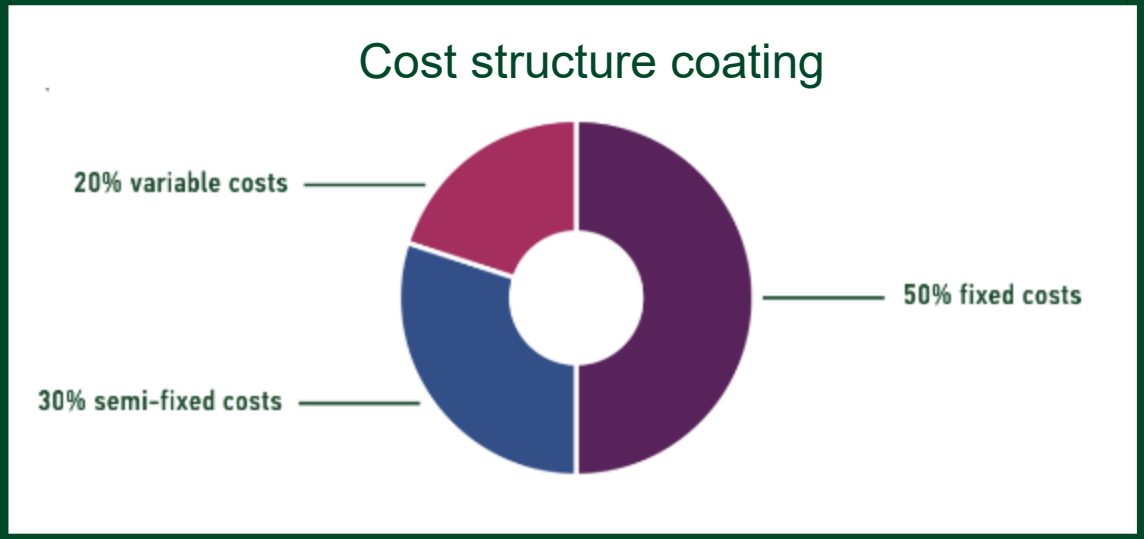

Basis green effect

- 80-90% energy is constant
- Coating cost is 80% fixed/semi fixed

=> Efficiency measures has a huge impact

hang On

Energy consumption medium sized automatic line



Coating process part	Effect kW	Source
Pretreatment – heat	158	Natural gas
Pretreatment - motor	39	Electricity
Drying oven - heat	58	Natural gas
Drying oven - motor	23	Electricity
Curing oven - heat	114	Natural gas
Curing oven - motor	25	Electricity
Powder box - motor	39	Electricity
	456	

CO_2 Footprint medium sized automatic line

EU



Coating process part	Effect kW	Source	CO_{2e} g/kWh SE	CO_2 kg/h
Pretreatment – heat	158	Natural gas	255	40
Pretreatment - motor	39	Electricity	315	12
Drying owen - heat	58	Natural gas	255	15
Drying owen - motor	23	Electricity	315	7
Curing owen - heat	114	Natural gas	255	29
Curing owen - motor	25	Electricity	315	8
Powder box - motor	39	Electricity	315	12
	456			**123**



hang On

CO2 Footprint medium sized automatic line

Solar power



Coating process part	Effect kW	Source	CO_{2e} g/kWh	CO_2 kg/h
Pretreatment – heat	158	Electricity	41	6
Pretreatment - motor	39	Electricity	41	2
Drying owen - heat	58	Electricity	41	3
Drying owen - motor	23	Electricity	41	1
Curing owen - heat	114	Electricity	41	5
Curing owen - motor	25	Electricity	41	1
Powder box - motor	39	Electricity	41	2
	456			**20**



hang On

CO_2 Footprint medium sized automatic line

Coal



Coating process part	Effect kW	Source	CO_{2e} g/kWh Coal	CO_2 kg/h
Pretreatment – heat	158	Electricity	820	130
Pretreatment - motor	39	Electricity	820	32
Drying owen - heat	58	Electricity	820	48
Drying owen - motor	23	Electricity	820	18
Curing owen - heat	114	Electricity	820	94
Curing owen – motor	25	Electricity	820	21
Powder box – motor	39	Electricity	820	32
	456			**375**

=> 19 x vs Solar power



hang On

CCC Calculator

Watch a tutorial | Log in

Line-type: Medium Product: Hook



Effect per coated product

Energy usage: 0,55 kWh CO2 Footprint: 198 g



Number of staff on the line	5	Hanger width, m	0,18
Number of shift on the line	2	Line speed, m/min	2
Prehanging time per staff (s/pcs):	0	Hanging points per hanger	3
Coating object area, m²	0,016	Hanging density, pcs/m:	16,7
Coating object weight, kg	0,09		

Line-type: Medium Product: HQW S



Green effect savings

CO2: 36 %

Energy: 40 %

Cost: 32 %

Detailed results »

Effect per coated product

Energy usage: 0,33 kWh CO2 Footprint: 127,6 g



CO2 / Cost

Number of staff on the line	5	Hanger width, m	0,18
Number of shift on the line	2	Line speed, m/min	2
Prehanging time per staff (s/pcs):	0	Hanging points per hanger	5
Coating object area, m²	0,016	Hanging density, pcs/m:	27,8
Coating object weight, kg	0,09		

EU cost

hang On

CCC Calculator

Watch a tutorial | Log in

Line-type: Medium Product: Hook



Effect per coated product

Energy usage: 0,55 kWh CO2 Footprint: 198 g



Line 91,7% Hanging point 1,4%

Powder 7%

Number of staff on the line	5	Hanger width, m	0,18
Number of shift on the line	2	Line speed, m/min	2
Prehanging time per staff (s/pcs):	0	Hanging points per hanger	3
Coating object area, m²	0,016	Hanging density, pcs/m:	16,7
Coating object weight, kg	0,09		

Line-type: Medium Product: HQW S



Green effect savings

CO2: 36 %

Energy: 40 %

Cost: 32 %

Detailed results »

Effect per coated product

Energy usage: 0,33 kWh CO2 Footprint: 127,6 g



Line 55,3% Hanging point 2,2%

Powder 7% Savings 35,6%

CO2 Cost

Number of staff on the line	5	Hanger width, m	0,18
Number of shift on the line	2	Line speed, m/min	2
Prehanging time per staff (s/pcs):	0	Hanging points per hanger	5
Coating object area, m²	0,016	Hanging density, pcs/m:	27,8
Coating object weight, kg	0,09		

EU CO_2

hang On

CCC Calculator

Watch a tutorial | Log in

Line-type: Medium **Product:** Hook



Effect per coated product

Energy usage: 0,55 kWh CO2 Footprint: 198 g

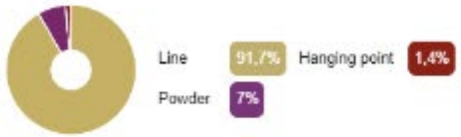

Number of staff on the line	5	Hanger width, m	0,18
Number of shift on the line	2	Line speed, m/min	2
Prehanging time per staff (s/pcs):	0	Hanging points per hanger	3
Coating object area, m²	0,016	Hanging density, pcs/m:	16,7
Coating object weight, kg	0,09		

Line-type: Medium **Product:** HQW S



Green effect savings

CO2: 84 %

Energy: 40 %

Cost: 32 %

Detailed results »

Effect per coated product

Energy usage: 0,33 kWh CO2 Footprint: 31,7 g



Number of staff on the line	5	Hanger width, m	0,18
Number of shift on the line	2	Line speed, m/min	2
Prehanging time per staff (s/pcs):	0	Hanging points per hanger	5
Coating object area, m²	0,016	Hanging density, pcs/m:	27,8
Coating object weight, kg	0,09		

CO2 Cost

Solar power CO_2

hang On

HQW D in a Flexi frame

- 160 pcs per hanger
- 177 pcs per meter
- Pre-hanged of course
- Off line unloading



HQW D in a Flexi frame

- Conveyor speed 2 m/min
- 15 year old booth
- 6 years old application equipment
- Secured grounding

CCC Calculator

Watch a tutorial | Log in

Line-type: Medium Product: Hook



Effect per coated product

Energy usage: 0,55 kWh CO2 Footprint: 198 g

Green effect savings

CO2: 36 %

Energy: 40 %

Cost: 32 %

Detailed results »

Savings with HQW S



Line-type: Medium Product: HQW D

Green effect savings

CO2: 82 %

Energy: 90 %

Cost: 78 %

Detailed results »

Effect per coated product

Energy usage: 0,06 kWh CO2 Footprint: 35,8 g

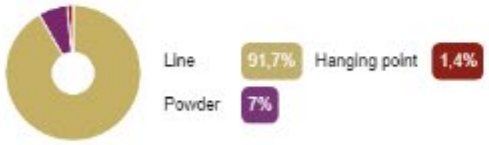



Number of staff on the line	5	Hanger width, m	0.18
Number of shift on the line	2	Line speed, m/min	2
Prehanging time per staff (s/pcs):	0	Hanging points per hanger	3
Coating object area, m²	0.016	Hanging density, pcs/m:	16.7

Number of staff on the line	5	Hanger width, m	0.9
Number of shift on the line	2	Line speed, m/min	2
Prehanging time per staff (s/pcs):	3	Hanging points per hanger	160
Coating object area, m²	0.016	Hanging density, pcs/m:	177.8

EU Electricty HQW D

hang On

Green Effect

by HangOn

Lower CO2

Lower Energy

Higher Profit